

USING THE DATABIZ EOLAS APP

Section 1 - Dashboard

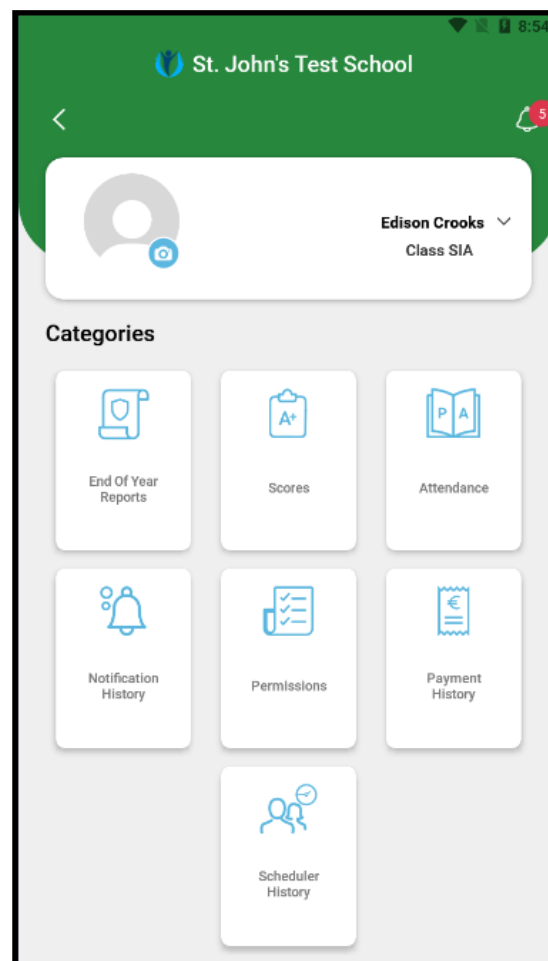
Once logged in the dashboard is displayed.

The icons numbered **1** to **5** will show information relating to all the children the logged in user has access to and are explained in **Section 2 – Dashboard icons.**



The avatar for each child the user has access to will bring the user to the screen below and allow them to see all the information on the system specific to that child. This

screen is explained in **Section 3 – Individual Pupil icons**



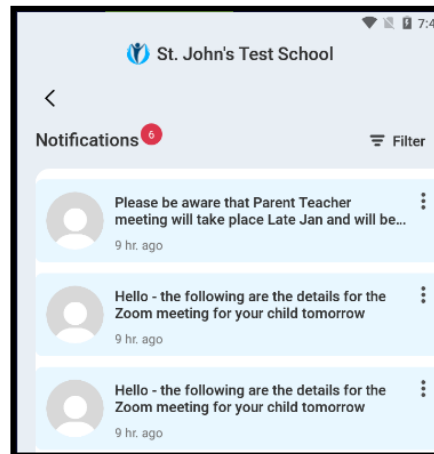
Section 2 – Dashboard icons

The icons on this screen access the following:

1



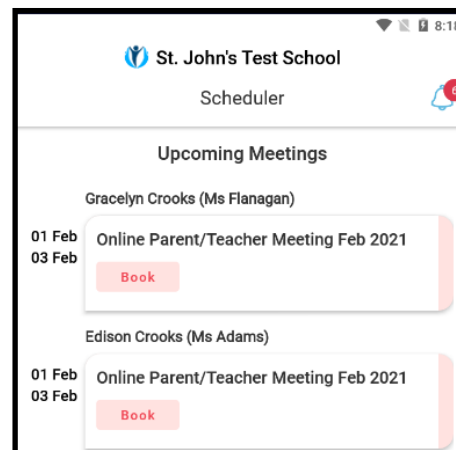
Notifications sent for all children, with the number of unread notifications highlighted in red.



2



Upcoming Parent/Teacher meetings and allows the parent to book a time for the meeting:



3

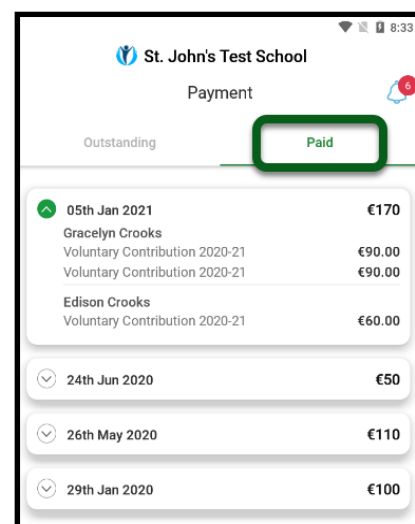
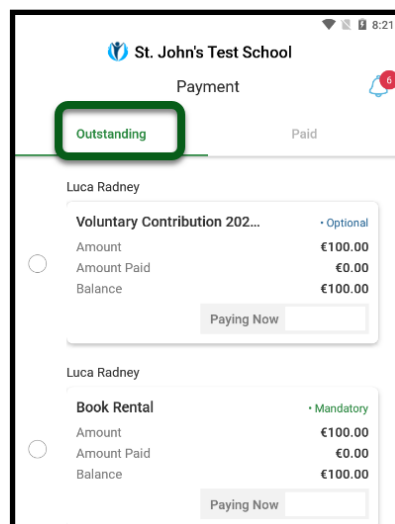


The School Year Calendar.

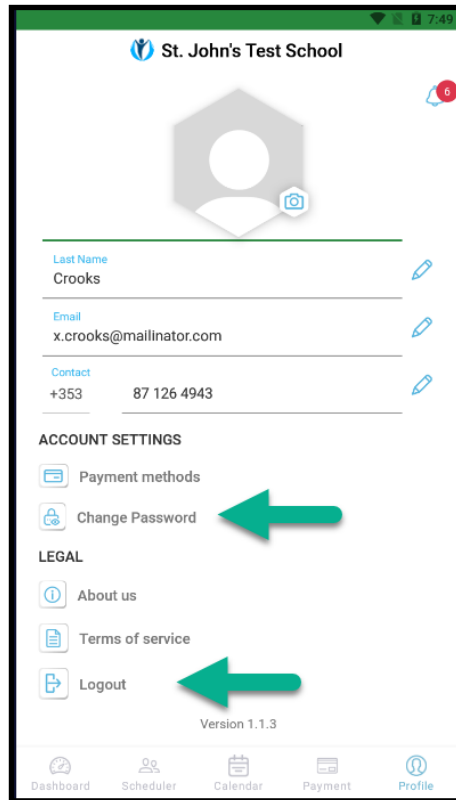
4




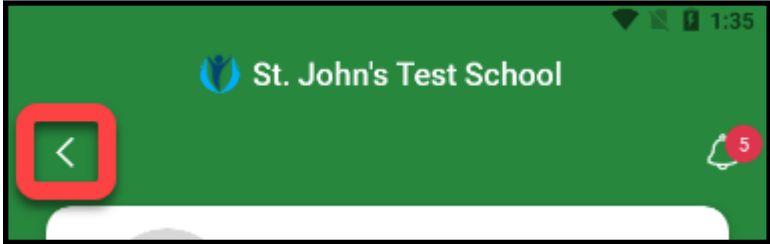




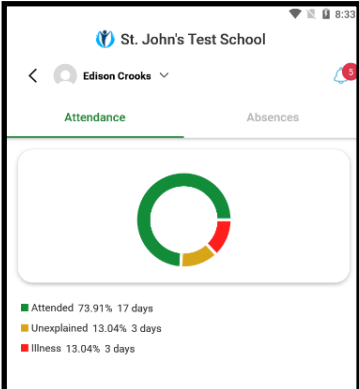
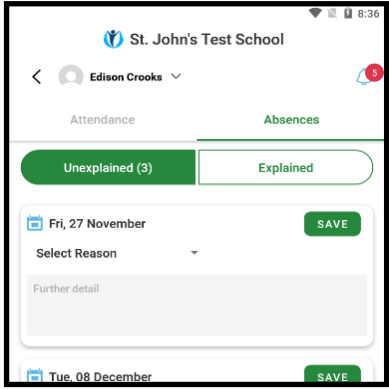
A list of Outstanding Charges (**Outstanding** tab) and payments that have been made (**Paid** tab)




The user's profile and allows them to **Change Password** and **Logout** of the app.

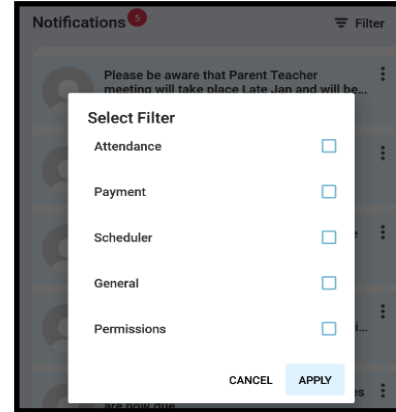
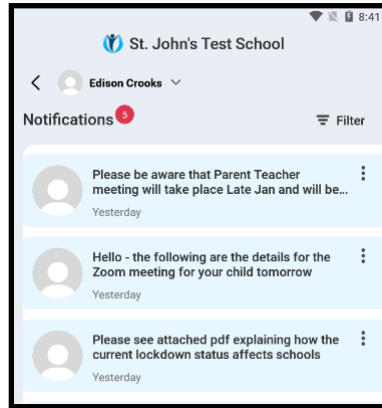


Section 3 – Individual Pupil icons


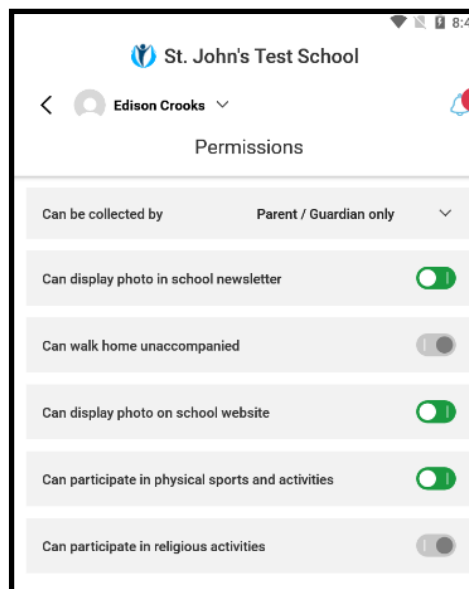
The icons on this screen access the following:	
	<p>This back arrow is always available to bring you back one screen.</p> 
	<p>Allows the user to upload a picture to replace the current avatar.</p>
<p>Edison Crooks ▼ Class SIA</p>	<p>Allows the user to switch to other children without going back to the dashboard.</p>
	<p>Displays a list of End of Year reports that are available to download for the child.</p>
	<p>Displays a list of Standardised Test scores that have been recorded for the child.</p>
	<p>Summarises the child's attendance and list their absences, the Unexplained tab allows the user to submit a Reason why the child was absent on a particular day</p>  



Displays a list of notifications sent regarding this child and the Filter option can be used to see specific types of Notifications

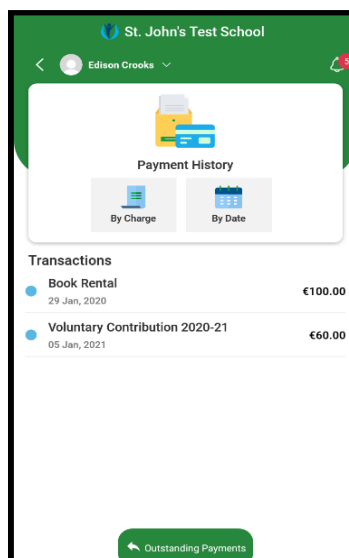


Displays a list of Permissions that the school has regarding the child and these can be switched On/Off as appropriate.



Displays a list of Payments that have been made for this child.

- Use the **By Charge** or **By Date** options to see specific charges or payments
- Use the **Outstanding Payments** button to make a payment





Displays a list of Meetings that have been scheduled for this child.

